



# IMPACT PROTECTION

[www.handleitinc.com](http://www.handleitinc.com)

 **HANDLE·IT<sup>®</sup>**



# Table of Contents

## PROTECTION EQUIPMENT

### Guard Rails

Heavy Duty \_\_\_\_\_ 2-4

### Rack Protectors

Standard \_\_\_\_\_ 5

Space-Saving \_\_\_\_\_ 6

### Post Protectors

Standard Post Protectors \_\_\_\_\_ 8

Universal Post Protectors \_\_\_\_\_ 8

Bolt-On Support Protectors \_\_\_\_\_ 9

V-Nose Post Protectors \_\_\_\_\_ 9

Shallow Profile Post Protectors \_\_\_\_\_ 9

**Corner Column Protectors** \_\_\_\_\_ 10

**Plastic Snap-On Rack Guards** \_\_\_\_\_ 10

**Bollards** \_\_\_\_\_ 10


**Forklift Wheel Stop** \_\_\_\_\_ 11

**Floor Mounted Barriers** \_\_\_\_\_ 11

**Build-A-Rail** \_\_\_\_\_ 12

**Additional Handle It, Inc. Product Offerings** \_\_\_\_\_ 13

**POLICIES** \_\_\_\_\_ Back Cover





# Guard Rail

## FEATURES


- Designed, tested and rated to withstand impacts of 10,000 lbs at 4 MPH
- Flange nuts are welded inside columns at each hole for ease of installation
- Hole sets on all four sides of the columns
- Includes anchoring and mounting hardware
- Painted safety yellow for high visibility

## OPTIONS

- Lift Out Adapters (sold in pairs)
- Down Guard Adapters (sold in pairs)
- 45° Angle Adapters
- Hinged Gate Assembly
- Custom Rail Lengths and Column Heights



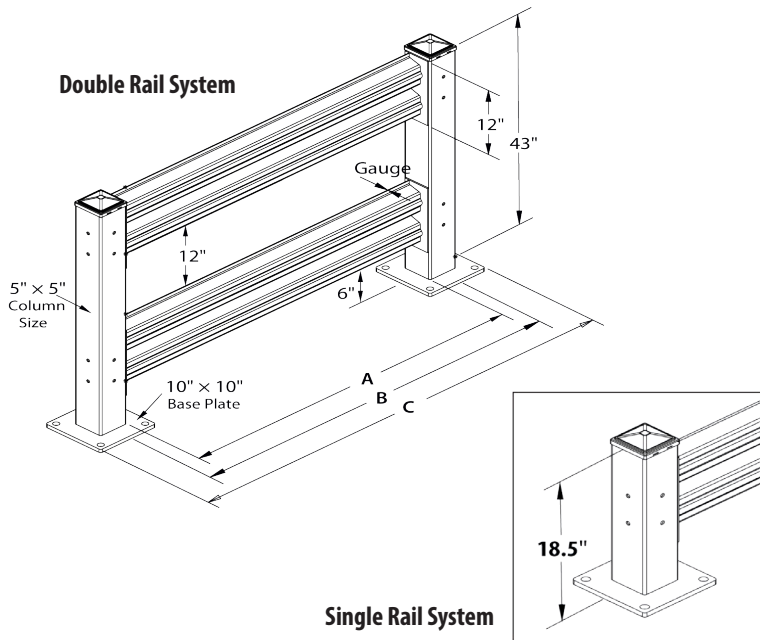
Double Rail System



Single Rail System

## AREAS OF INSTALLATION

Guard rails are designed to protect in-plant offices, electrical panels, building columns, mechanical vertical lines, shipping work stations, production work stations, mezzanines, water mains, and most importantly, personnel.



## Guard Rail Dimensions

Part	A	B	C
	Rail Length	Center to Center of Column	Outside to Outside of Baseplates
GR-10	115"	120"	130"
GR-9	103"	108"	118"
GR-8	91"	96"	106"
GR-7	79"	84"	94"
GR-6	67"	72"	82"
GR-5	55"	60"	70"
GR-4	43"	48"	58"
GR-3	31"	36"	46"
GR-2	19"	24"	34"

**Note:**

- Add 1" to dimensions B and C if Lift Out Adapters or Down Guard Adapters are being used
- Add 1.5" to dimensions B and C if using Hinge Gate Assembly

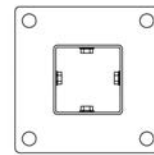
# Guard Rail

## ORDERING INFORMATION

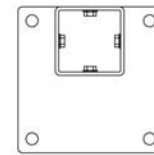
Model Number	Description	Weight (lbs)	Rail Thickness	Rail Height
<b>Guard Rail</b>				
GR-10	10' Rail	74	13g	12"
GR-9	9' Rail	67	13g	12"
GR-8	8' Rail	60	13g	12"
GR-7	7' Rail	55	13g	12"
GR-6	6' Rail	46	13g	12"
GR-5	5' Rail	41	13g	12"
GR-4	4' Rail	32	13g	12"
GR-3	3' Rail	25	13g	12"
GR-2	2' Rail	18	13g	12"
<b>Column Options</b>				
CS-1	Single Rail Column	31		
CS-2	Double Rail Column	52		
CSC-1	Single Rail Corner Column	31		
CSC-2	Double Rail Corner Column	52		
CSO-1	Single Rail Offset Column	31		
CSO-2	Double Rail Offset Column	52		
<b>Special Options</b>				
LOA	Lift-Out Adapter (pair)	12		
DGA	Down Guard Adapter (pair)	13		
AA-45	45° Angle Adapter	12		
GR-RHG	Rail Hinge Gate Assembly	56		
SG-3654A	Adjustable Swing Gate	75		



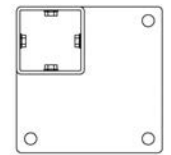
### Column Configuration Options



Standard Column (CS)



Offset Column (CSO)



Corner Column (CSC)

\*All assembly and 3/4" anchoring hardware and caps included.

\*Bolt holes located on all four sides of the column.

## Guard Rail Special Options



### Lift-Out Adapter

These adapters use slot assemblies on the columns to allow the rails to be removed easily.



### Down Guard Adapter

Holds the bottom rail down to the column base plates and closes the gap between the bottom of the rail and the floor. Provides low-height protection, especially against forklift forks.



### 45° Angle Adapter

Allows a guard rail system to closely follow the contour of what it is being protected, maximizing floor space.



### Adjustable Swing Gate

Hinged swing gate attaches to the double rail column. Adjustable in 6" increments from 36" wide up to 54" wide. \*columns sold separately.



### Rail Hinge Gate Assembly

Turn a rail section into a swinging gate for easy access. \*columns and rails sold separately.

## Guard Rail - Application Photos


For protection of walkways and mezzanines...



In plant offices and work stations...




Walls, control panels, and personnel.



# Rack Protectors

## Standard Style



### FEATURES

- Available in heavy duty ( $\frac{3}{8}$ " ) and medium duty ( $\frac{1}{4}$ " ) thicknesses.
- Single or Double ended in 42" or 48" lengths
- Painted safety yellow for high visibility

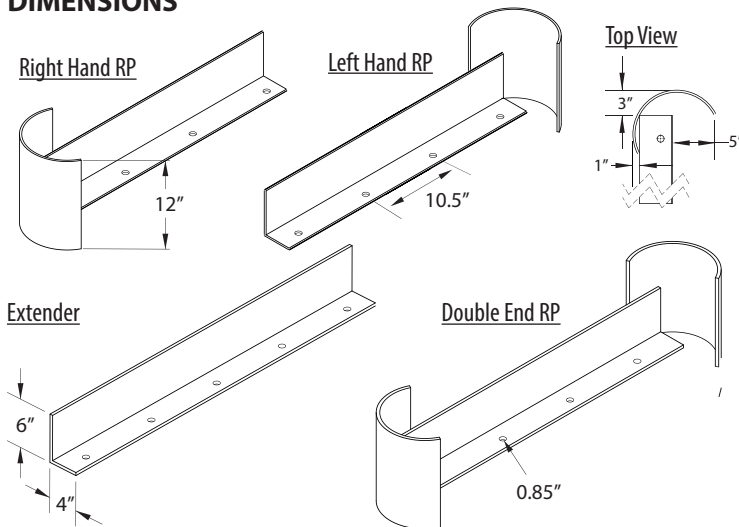
### OPTIONS

- Floor angle extenders
- Custom heights, lengths, thickness and half-pipe diameters available

### AREAS OF INSTALLATION

Around the legs of pallet racking, shelving and storage areas, or any other warehouse machinery that needs impact protection.

### DIMENSIONS



Model Number	Description	Weight (lbs)
<b>Medium Duty Rack Protectors (<math>\frac{1}{4}</math>" thickness)</b>		
RP-42LH-MD	42" Left Hand (46" OAL)	40
RP-42RH-MD	42" Right Hand (46" OAL)	40
RP-48LH-MD	48" Left Hand (50.5" OAL)	44
RP-48RH-MD	48" Right Hand (50.5" OAL)	44
RP-42-MD	42" Double-End (50" OAL)	53
RP-48-MD	48" Double-End (52.5" OAL)	56
<b>Heavy Duty Rack Protectors (<math>\frac{3}{8}</math>" thickness)</b>		
RP-42LH-HD	42" Left Hand (46" OAL)	64
RP-42RH-HD	42" Right Hand (46" OAL)	64
RP-48LH-HD	48" Left Hand (50.5" OAL)	70
RP-48RH-HD	48" Right Hand (50.5" OAL)	70
RP-42-HD	42" Double-End (50" OAL)	86
RP-48-HD	48" Double-End (52.5" OAL)	90
<b>Rack Protector Extenders - Medium Duty (<math>\frac{1}{4}</math>" thickness)</b>		
RP-42EX-MD	42" Extender	28
RP-48EX-MD	48" Extender	32
RP-60EX-MD	60" Extender	40
GA-10-MD	120" Guide Angle	80
<b>Rack Protector Extenders - Heavy Duty (<math>\frac{3}{8}</math>" thickness)</b>		
RP-42EX-HD	42" Extender	45
RP-48EX-HD	48" Extender	52
RP-60EX-HD	60" Extender	65
GA-10-HD	120" Guide Angle	130
<b>Wedge Anchors</b>		
WA3-4x4.25	Wedge Anchors: $\frac{3}{4}$ " x 4 $\frac{1}{4}$ "	0.62

\*Suggested  $\frac{3}{4}$ " Wedge Anchors sold separately

# Rack Protectors

## Space-Saving Style



### FEATURES

- Narrow profile and notched angles allow protectors to fit closely to rack ends and minimize required floor space.
- Design maximizes rack bay storage when used on the inside of racking.
- Single or Double End in 42" or 48" lengths
- Painted safety yellow for high visibility


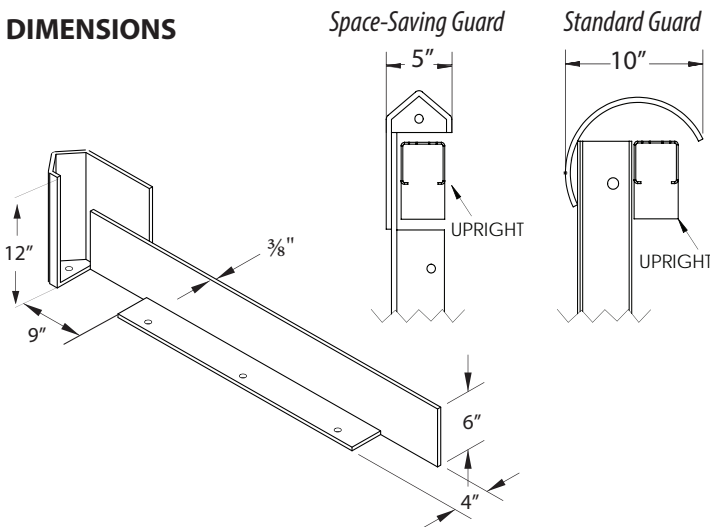
### OPTIONS

- Floor angle extenders
- Custom heights, lengths, thickness and widths available upon request

### AREAS OF INSTALLATION

Rack storage or shelving storage areas where space is limited.

### DIMENSIONS



Model Number	Description	Weight (lbs)
<b>Heavy Duty Space-Saving Rack Protectors (3/8" thickness)</b>		
IRP-42LH-HD	42" Left Hand (46" OAL)	59
IRP-42RH-HD	42" Right Hand (46" OAL)	59
IRP-48LH-HD	48" Left Hand (50.5" OAL)	66
IRP-48RH-HD	48" Right Hand (50.5" OAL)	66
IRP-42-HD	42" Double-End (50" OAL)	83
IRP-48-HD	48" Double-End (52.5" OAL)	89
<b>Wedge Anchors</b>		
WA3-4x4.25	Wedge Anchors: 3/4" x 4 1/4"	0.62


\*Suggested 3/4" Wedge Anchors sold separately



# Rack & Post Protector

## Application Photos

*Standard or Space-Saving Rack Protectors for maximum upright protection.*



**Post Protectors**  
from the industry standard rack protection to maximum space savings.



# Post Protectors

## Standard Style

### Standard Post Protector Features

- V-shaped nose diverts impact away from rack columns
- Made of 5mm thick steel
- Available in 12", 18", and 24" heights
- Clear inside dimension of 4.5", 6.5" and 8.5" stocked
- Painted safety yellow

Model Number	Description	Weight (lbs)
P12	12" High Post Protectors	10
P18	18" High Post Protectors	15
P24	24" High Post Protectors	19
P12-6	12" High, 6.5" Inside Dim	13
P18-6	18" High, 6.5" Inside Dim	19
P24-6	24" High, 6.5" Inside Dim	23
P12-8	12" High, 8.5" Inside Dim	15
P18-8	18" High, 8.5" Inside Dim	22
P24-8	24" High, 8.5" Inside Dim	28

\*suggested 1/2" anchoring wedge bolts sold separately



## Special Styles



### Universal Rack Post Protectors

- Universal design saves floor space by installing over seismic baseplates
- Protects the most vulnerable part of the rack leg
- 2-Anchor design facilitates fast installation
- Stocked in 12" height
- Painted safety yellow

Model Number	Description	Weight (lbs)
P12-3R	12" high, universal; 3.25 ID	9
P12-4R	12" high, universal; 4.25 ID	10

\*suggested 1/2" anchoring wedge bolts sold separately

# Post Protectors

## Special Styles, continued

### **Bolt-On Post Protectors**

- V-Shaped to deflect impacts
- Can be installed at any height
- Made of 4mm thick steel
- Available in 12" and 24" heights
- Painted safety yellow

Model Number	Description	Weight (lbs)
BP-12	12" High Bolt-On Protector	8
BP-24	24" High Bolt-On Protector	16

*\*carriage bolts and nuts included*



### **V-Nose Post Protectors**

- Fits seismic baseplates
- Stocked in 3" and 4" widths
- 3.5" height
- Painted safety yellow

Model Number	Description	Weight (lbs)
SP3-HD	$\frac{3}{8}$ " thick, 3" wide Protector	8
SP4-HD	$\frac{3}{8}$ " thick, 4" wide Protector	10

*\*suggested  $\frac{1}{2}$ " anchoring wedge bolts sold separately*



### **Shallow-Profile Post Protectors**

- Protects the most vulnerable part of the rack leg
- 2-Anchor design enables quick installation
- Made of 5mm thick steel
- Available in 12" and 18" heights
- Painted safety yellow

Model Number	Description	Weight (lbs)
P12-SP	12" High Shallow Protector	3
P18-SP	18" High Shallow Protector	5

*\*suggested  $\frac{1}{2}$ " anchoring wedge bolts sold separately*





# Corner Column Protectors

- Made of ¼ thick steel material. Stocked in heights of 12", 18", 24" & 42"
- Clear inside dimension of 6"
- Custom heights available upon request

Model Number	Description	Weight (lbs)
CCP12	12" High Corner Column Protector	10
CCP18	18" High Corner Column Protector	14
CCP24	24" High Corner Column Protector	17
CCP42	42" High Corner Column Protector	28


*\*suggested ½" wedge anchors sold separately*



# Plastic Snap-On Rack Guard

- Quick, easy snap-on design; no tools required
- Stackable to achieve desired height
- Fits 3x3 racking
- Carriage bolt for securing to rack included
- Safety yellow for high visibility

Model Number	Description	Weight (lbs)
PEP-9	9" Tall Guard with Bolt	3




# Bollards

- 8g steel pipe in 4" or 6" diameter at a standard height of 42"
- Standard cap included
- 10"x10" baseplate for surface mounting
- Custom heights available upon request

Model Number	Description	Weight (lbs)
BO-4-42-MD	42" High 4" Diameter Bollard	30
BO-6-42-MD	42" High 6" Diameter Bollard	40

*\*suggested ¾" wedge anchors sold separately*



# Forklift Wheel Stop

- Anchors to floor to prevent damage by forklift wheel impacts.

Model Number	Description	Weight (lbs)
RP-42WS-HD	42" Wide - 2" High Wheel Stop	50



# Floor Mounted Barriers




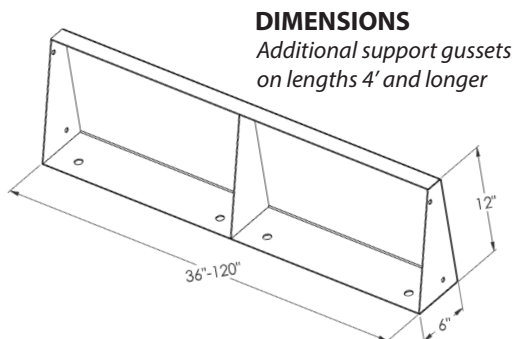
- Constructed of sturdy 10 gauge steel - 12" tall x 6" deep barriers
- Side gussets on all units and support gussets on lengths 4' to 10'
- Anchor bolts and connecting hardware included
- Powder-coated yellow for high visibility

### AREAS OF INSTALLATION

Conveyor systems, machinery, production lines, self-standing equipment, mezzanines, and rack storage. Also works well as a pallet backstop.

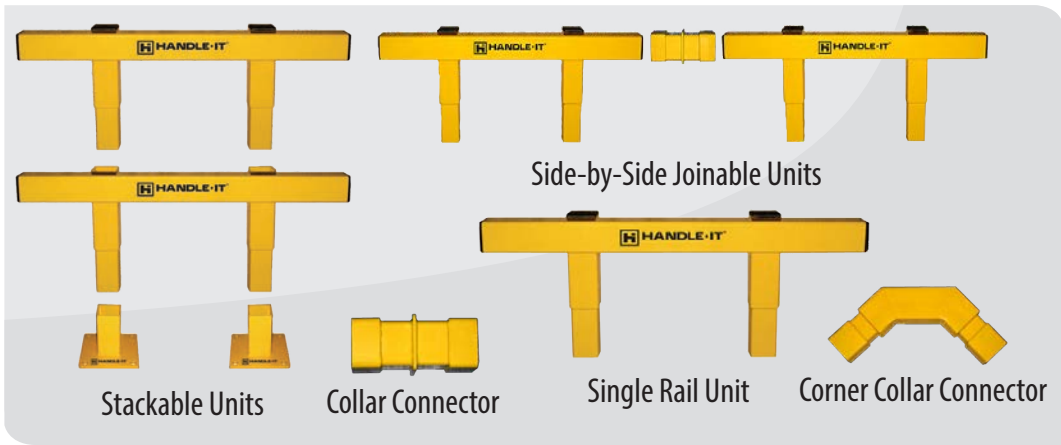
Model Number	Description	Overall Length (in.)	No. of Gussets	Weight (lbs)
CG-3	3' Long Barrier	36"	2	27
CG-4	4' Long Barrier	48"	3	37
CG-5	5' Long Barrier	60"	4	46
CG-6	6' Long Barrier	72"	5	55
CG-8	8' Long Barrier	96"	5	71
CG-10	10' Long Barrier	120"	6	89
CG-OC	45° Outside Corner Adapter	n/a	n/a	8
CG-IC	45° Inside Corner Adapter	n/a	n/a	5

\*suggested 1/2" anchoring wedge bolts and connecting hardware included.





# Build-A-Rail



### OPTIONS

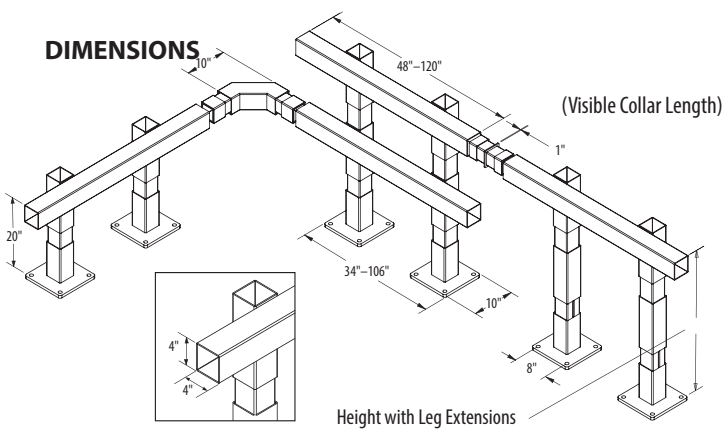
- Collar Connectors
- 90° Corner Collar Connectors
- Custom lengths upon request

### FEATURES

- 4 Rail Lengths (4', 6', 8')
- Greater impact resistance than standard guard rail. Tested impact of 10,000 lbs at 4 MPH resulted in 75% less deflection
- Modular design allows rails to be stacked
- Black plastic top and end caps included
- Painted safety yellow

### AREAS OF INSTALLATION

In-plant offices, walkways, storage areas, shipping workstations, production workstations, and machinery




Model Number	Description	Overall Height (in.)	Overall Length (in.)	Includes	Weight (lbs)
BR-4	4' Build-A-Rail Section	19"	48"	4 End/Top Caps	57
BR-6	6' Build-A-Rail Section	19"	72"	4 End/Top Caps	72
BR-8	8' Build-A-Rail Section	19"	96"	4 End/Top Caps	86
BR-BASE	Modular Build-A-Rail Base Unit	8 1/2"	10"	n/a	23
WA3-4X4.25	3/4" x 4 1/4" Wedge Anchors	n/a	4 3/4"	1 Wedge Anchor	0.62
BR-CC	Collar Connector	3 1/2"	9"	n/a	9
BR-CCC	Corner Collar Connector	4"	13 3/4"	n/a	24
BR-LEG	Build-A-Rail Leg Extension	19"	n/a	n/a	14



• **Stretch Wrap Machines**

Handle-It® offers a full line of semi-automatic stretch wrap machines. Focusing on quality pallet wrappers at an excellent value in the marketplace.

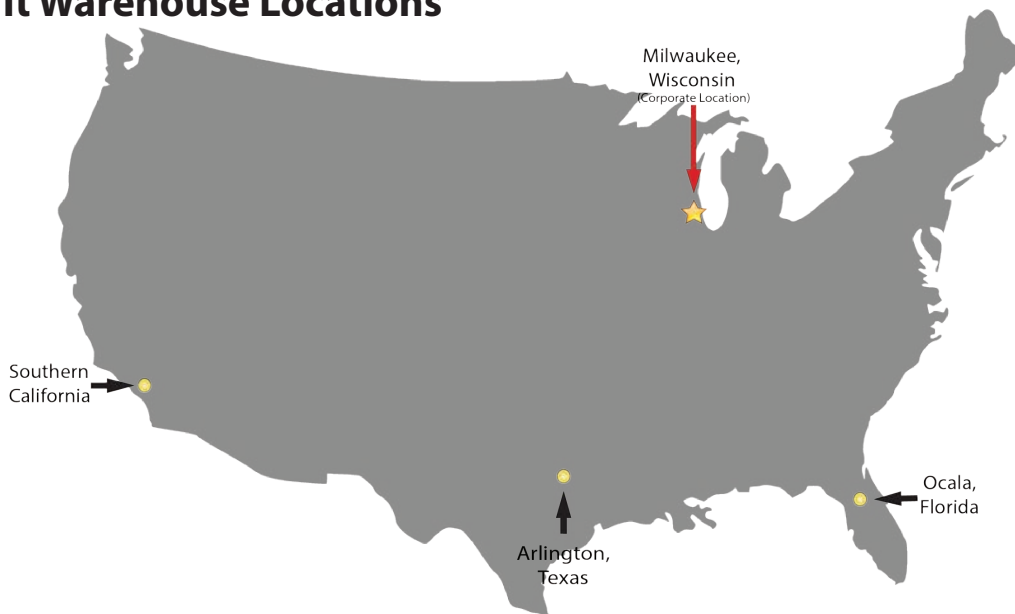


• **Orbital Stretch Wrap Machines**

Handle It Orbital Stretch Wrappers! Semi-Auto and Fully Automatic models in a variety of sizes.



**Handle It Warehouse Locations**



For more information visit [www.handleitinc.com](http://www.handleitinc.com)

### Sales Policies

Handle-It, Inc. prices are subject to change without notice. Handle-It, Inc. also reserves the right to alter product specifications, designs and shipping weight without notice. Customer service staff is available to provide written quotations for all products upon request.

### Credit Policy

Standard terms of payment are net 30 days from date of invoice with approved credit. New distributors are required to prepay their first order prior to shipment. Handle-It, Inc. will not release any orders to distributors who have outstanding balances over 60 days from the invoice date. Handle-It, Inc. reserves the right to charge a 1.5% per month fee on outstanding balances over 30 days from the invoice date.

\*Equipment purchases may be subject to a non-refundable deposit up to 50% at time of order; at the discretion of Handle-It, Inc.

\*Steel product orders greater than \$20,000, or custom-designed product, require a 15% non-refundable deposit at time of order. The balance is billed at net 30 days.

### Shipping Policy

All products are shipped FOB Factory; WI; CA; FL; or TX. Freight charges will be billed as specified on the purchase order. Parts weighing 70 lbs. or less will ship via UPS Ground, pre-paid & add, unless otherwise requested. Orders greater than 70 lbs. will be shipped common carrier. Published shipping weights may fluctuate due to options and/or packing material. Handle-It, Inc. reserves the right to add a handling charge to all orders. Handle-It, Inc. is not responsible for loss or damage in transit. It is the responsibility of the receiver (consignee) to inspect & document any damage at delivery. Handle-It, Inc. will assist the consignee whenever possible in filing freight claims.

### Order Change Policy

If a purchase order for unshipped, standard or modified product is changed within seven calendar days after the receipt of the purchase order, there will be no charge. However, if a change is required for an unshipped unit from the eighth calendar day following the receipt of the purchase order, a surcharge will be assessed. In the event that the material unique to the purchase order has been purchased or manufactured, regardless of the time frame, and a change is required that eliminates the need for the purchased or manufactured material, the cost of the material as well as a surcharge will be added to the purchase order. All cancellations of purchase orders may be subject to a cancellation fee based on the stage of production. If a cancellation is received on the day of shipment, the Handle-It, Inc. restocking fee will apply. Cancellation of custom products will result in forfeiture of deposit plus any additional applicable fees.

### Restocking Policy

The goal of Handle-It, Inc. is for the customer to be satisfied with their order. Merchandise may be returned, but is subject to a minimum 20% restocking fee.

**\*Custom items are NOT returnable.** Before returning any products, please contact the customer service staff at Handle-It, Inc. for instructions.

Customer service will provide an RMA number for any goods to be returned.

### Limited Warranty Policy

Handle-It, Inc. provides a 3 year warranty from delivery date to be free from defects in materials and workmanship as described below. This warranty covers all of Handle-It's products (excluding SWM-MR-3000, which is a 2 year warranty) and assumes normal PM service will be performed by the user as outlined in the owner's manual. This warranty also assumes frequency of use of this product will not exceed the parameters outlined in the owner's manual.

During the warranty period, defects in material or workmanship may be repaired or replaced at the discretion of Handle-It, Inc. Rollers are not warranted against physical damage, corrosion, abuse or negligence. Wear parts such as belts, fuses, light bulbs, circuit breakers, brakes, motor brushes, slip ring brushes, etc. are excluded from this warranty.

Proof of purchase is required for warranty. The charge for shipping the defective components is the responsibility of the buyer; the shipment must be accompanied by an RMA number. The shipping charge to return the component to the buyer is the responsibility of Handle-It, Inc. This limited warranty does not cover labor expenses for removal or reinstallation of components.

This limited warranty shall not cover, among other things, damages resulting from foreign matter or water, or failure to follow operating instructions. The limited warranty is not valid for damage resulting from negligence, accident, unreasonable use, abuse or misuse, exceeding rating plate capacities or altering the product without Handle-It, Inc.'s written authorization.

Handle-It, Inc. makes no representation that this product complies with local, state, or federal safety/product standards or codes. Should this product fail to comply in any way with those codes, it shall not be considered a defect of materials or workmanship. Handle It, Inc. shall not be held liable for any damages resulting from noncompliance. It is the distributor's responsibility to exercise this limited warranty. This limited warranty is provided to the original purchaser (defined as the original end user) and is not transferable.

Exceptions: motors and gearboxes on all models carry a standard one (1) year limited manufacturers warranty.

Damage in transportation: Damage in transport is the responsibility of the carrier and is not covered under this warranty.

This constitutes the complete and final statement involving Handle-It, Inc. and the company's limited warranty obligations for Handle-It® brand products.

©2024 Handle-It, Inc. All rights reserved.

**Handle It, Inc.**  
12247 W. Fairview Ave.  
Milwaukee, WI 53226  
Phone: 800-236-1080 | Fax: 414-453-9975  
**www.handleitinc.com**